



High Rise Escape Systems®

Count on Us! We'll Let You Down.

2009 WINNER
2011 WINNER
2012 WINNER
2013 WINNER

GSN - Government
Security News
Homeland Security
Awards

2014 WINNER
2015 WINNER
2016 WINNER
2017 WINNER

GSN - Government
Security News
Homeland Security
Awards



Plan two ways out. Because no one is going to do it for you.

TIN #20-3746697

D&B #61-920-8114

CAGE #4U2N0

PSC #4240

NAICS #922160, 332323



Member



Technical Committee
Appointee



Weather Proof
season premiere



Homeland Security
Awards



Homeland Security
Awards



10th Anniversary
9/11 Special



Co-founders

HRES.com • 407-466-0822 - United States • sales@hres.com



Supplemental Evacuation



In today's complex environment it is irresponsible to believe that in times of danger emergency services will be attainable, timely and equipped to provide rescue from multi-story buildings. In fact, 99% of the world's ladder trucks cannot reach above the 7th floor. We provide simple, reliable and inexpensive solutions for self-evacuation so that you and the ones that you are responsible for can plan two ways out.

We accomplish this by using a combination of several simple, low-tech devices. They require no power, are lightweight, have a long shelf-life and are easy to use.

How They Work

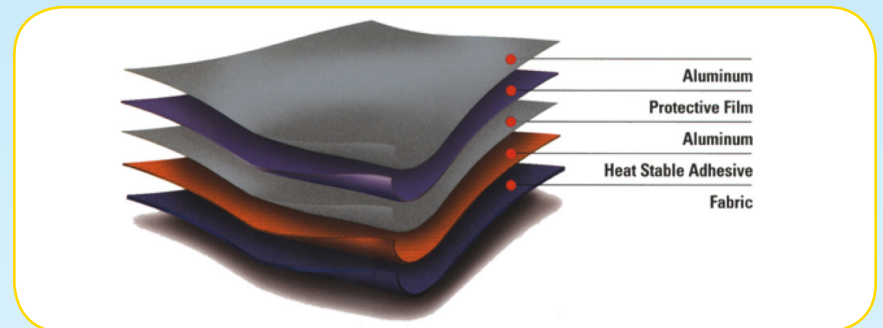
Each System incorporates a Controlled Descent Device, commonly referred to as a "CDD". The CDD works like a pulley. In operation, a user slides an Escape Harness over them, steps over the ledge and slowly descends at the rate of 3 feet per second. This speed can be compared to a very slow elevator. As they descend, the opposite end of the cable automatically rises and reloads the CDD for the next evacuee. Escape Harnesses are permanently attached at each end of the cable however full fire resistant Evacuation Suits are available.

Each CDD incorporates a poly-steel cable with a neoprene inner lining and braided polyester jacket to protect it against abrasion, moisture and heat. Cable lengths are currently available up to 1000 feet (305 meters) or about 100 floors. Other options are available for locations exceeding these heights.





We have developed Evacuation Suits for use with our system. Designed with senior citizens and the disabled community in mind, these suits are simple to put on and simple to put on others. They are oversized to accommodate an adult and child together or pets and valuables. Made up of a para-aramid material that repels 95% of radiant heat, it is sewn around a harness with Kevlar thread and connects to the CDD with a high strength carabineer. Many users agreed that it also reduced their fear of heights during descent.




Evacuation Suits may be used in place of other harnesses for rescuers as they offer:

- Fire Protection
- Abrasion Protection
- Reduced fear of height for the victim
- Can be put on much faster with less confusion
- Doesn't get tangled like other harnesses
- Can be used with traditional rope rescue methods



Evacuation Suits are oversized for adult and child!





Guardian Escape System

The Guardian system utilizes a small bracket as an anchor for a detachable swing arm. The Swing Arm slides up into and rests down inside this bracket and pivots back and forth. This pivoting allows the users to attach the CDD without having to lean over the balcony or out the window. The Swing Arm extends the CDD nearly 1 meter away from the building so that the evacuee doesn't drag against the structure while descending.

The Wall Mount Bracket is typically attached using three ½" (12.7mm) Grade 8 anchors. The depth of the anchors will be determined by the type of wall that the System will be installed on. This bracket can be painted or textured to blend into the décor of the structure. It is recommended that installation be done by a local, certified contractor in conjunction with our installation instructions.

These inexpensive brackets can be installed on each side of the building to allow the users to choose the best location to initiate evacuation. If fire or wind conditions change, the users can quickly move the Swing Arm and CDD to a better area and continue evacuation.



Responder 1 & 2 Portable Systems



Responder 1



Deploys in 90 seconds

The Responder series are portable evacuation devices. These are three pieces of steel that fit one on top of the other and rest on a threaded rod forming a strong single column. By spinning a collar near the bottom of the device, the frame braces between the floor and ceiling of a building. The Responder can hold one or two Swing Arms so that one or two people could evacuate simultaneously but on separate CDD's.

The upper mast can fit directly onto the threaded rod making the Responder series small enough to set up in a window opening. It can also be used as a shoring device.

The Responder Series is the perfect tool for the rescue and construction communities. These are being utilized by U.S. and Allied Military forces abroad in a variety of strategic applications. It stores in a small wheeled case and deploys in just 2 minutes by a single person. Whether it's being used for rescue or evacuation, it quickly creates an anchor point that can accommodate a CDD or traditional rope rescue setup.

Also ideal for:

- Homeowners/Renters
- Air Traffic Control Towers
- Oil Platforms
- Embassies & Barracks
- Executive Protection
- Industrial Facilities
- Wind Turbines
- Home Owners
- Nursing Homes
- Hospitals

Responder 2





About Us



Ryan Alles, Founder of High Rise Escape Systems Inc. spent over a decade in the U.S. emergency services as both an EMT and professional Fire Fighter. Frustrated and angered by the events of September 11th, 2001, which proved once again how slow evacuations from high rise structures can have fatal consequences, he worked to create solutions that the average citizen can afford.

Over the last decade we have grown into an international team dedicated to creating solutions that can adapt to your individual needs and expectations. We pride ourselves with providing confidential installations as many of our clients utilize these technologies as part of their family's personal security rather than a secondary means of fire escape.



Current Qualifications

- National Fire Protection Association (NFPA) Textbook example of Supplemental Evacuation – Life Safety Code Handbook 2012-2015 Edition Pages 1259-1267 (three pictures total)
- Government Security News (GSN) 2009, 2011, 2012, 2013, 2014, 2015, 2016 and 2017 Winner of Homeland Security Award “Best Clean Up, Decontamination, Disaster Preparedness or Recovery Product”
- Winner of the 2016 and 2017 ASTORS Homeland Security Awards for “Best Disaster Preparedness Product”
- NFPA Building & Life Safety Code / Means of Egress Section - Technical Committee Appointee -2007 to Present
- Department of Homeland Security Responder Knowledge Base - Registered Participant
- Safe Evacuation Coalition - Founder & Member Est. 2006
- International Counter-Terrorism Officers Association Member
- ASTM E2484 Multi-Story Building External Evacuation Controlled Descent Devices–Member/ Participant
- Discovery Channel’s 10th Anniversary Special on 9/11 Featured Participant
- Featured on The Weather Channel’s season premiere of “Weather Proof” Episode on Fire
- Winner of the 2017 GSN Airport, Seaport and Border Security Awards for “Best Disaster Preparedness Product”



We frequently partner with Structural Engineers and Fabricators across the globe that stand ready to assist should you require any modifications to a porch, balcony, window or rooftop to accommodate our equipment. Our products have a limited-lifetime warranty, require no power, have a long shelf-life, need little preventative maintenance but most importantly, are easy to use. Multiple videos are available on our website at hres.com that will give you a better understanding of the speed and simplicity of operation. Support is available 24 hours a day. We understand every situation is unique and look forward to creating a solution that meets your needs.



We were challenged by The Weather Channel's "Weather Proof" to test the Guardian Escape System in front of a national audience. We were proud to be featured on the season premiere and received a big "two thumbs up!"



Evacuation Accessories



The **LifeBox** enclosure is weather-resistant and can house the entire Guardian Evacuation System as well as smoke hoods, flash lights, evacuation plan hard-copies, glowsticks and more. Exterior labeling is also available to comply with National Fire Protection Association (NFPA) Life Safety Code Annex B should your jurisdiction require.

Wheeled Cases for the Responder Portable Evacuation System are available in Polyethylene hard-shell construction, sturdy built-in wheels, cushioned rubber over-molded injection molded handles, oversized protective bumpers, and TSA recognized and accepted locking latches. They are certified Air Transport Association (ATA) rated Specification 300, Category One, the highest standard for an airline transport container, assuring a minimum of 100 common carrier trips.





Applications



Nursing Home
Evacuation




Disabled Community



Windmills



Hospital Evacuation



Conflict Zones



Industrial



Residential



High Target Locations



Rooftops



Fire Rescue



Fire Ladder Trucks



Maritime & Offshore



Elevator or Confined
Space Rescues



Air Traffic Control Towers